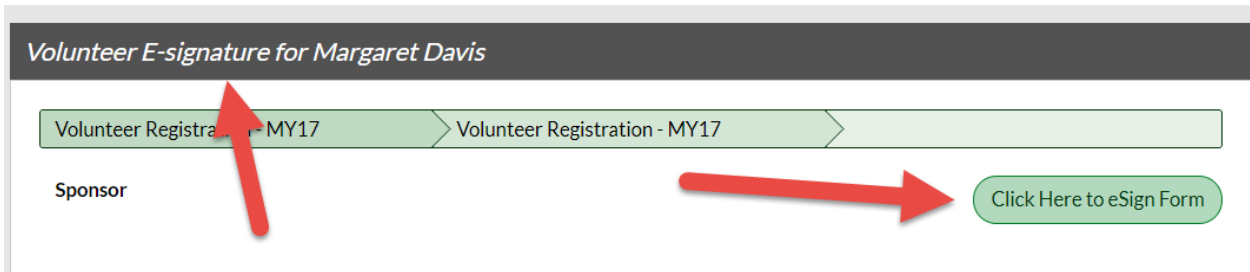


1

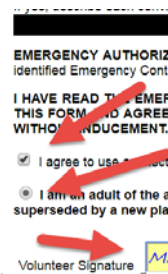


#2

- o Please scroll down & click the checkbox to indicate you agree to use electronic signatures.
- o Type your name to electronically sign this document.
- o Finally, scroll down and click the CONTINUE TO REVIEW button at the bottom of this page to proceed to the final page.

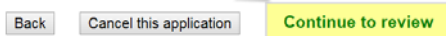


Shows this in middle of page . . .



I select the two appropriate boxes and type my name . . .

(space indicated on the top of this form.)



#3

I again re-read to verify all info is correct along with the two correct boxes checked and my name is now in bold blue . . .

- o Please review the information in this page carefully. Scroll down and click **SUBMIT SIGNED VOLUNTEER APPLICATION.**

... (as indicated on the top of this form.)

Return to edit this form

Submit signed volunteer application

#4

After esigning it goes back to here, but do not stop!! Keep going!! Select 'continue' below (not the 'click here ...' again) ...

Volunteer E-signature for Margaret Davis

Volunteer Registration - MY17 > Volunteer Registration - MY17 > E-Signature Complete [View/Print Form](#)

Sponsor [Click Here to Update eSign Form](#)

[Back](#) [Continue](#)

81\$AYSOVolunteerESignature\$cmdContinue!')

#5

Background Check for Margaret Davis

Volunteer Registration - MY17 > Volunteer Registration - MY17 > Volunteer Verification Complete

Sponsor

[Back](#) [Continue](#)